

**REPORT OF DRINKING WATER SAMPLING FOR
LEAD CONTENT AT:**

**GREENFIELD ELEMENTARY SCHOOL
115 PRAIRIE STREET
GREENFIELD, ILLINOIS 62044**

PREPARED FOR:


**MR. KEVIN BOWMAN
SUPERINTENDENT
GREENFIELD COMMUNITY UNIT SCHOOL DISTRICT #10
311 MULBERRY STREET
GREENFIELD, ILLINOIS 62044**

PREPARED BY:

**ENVIRONMENTAL CONSULTANTS, LLC
#6 MEADOW HEIGHTS PROFESSIONAL PARK
COLLINSVILLE, ILLINOIS 62234
(618) 343-3590**

SEPTEMBER 2016

DOCUMENT TO BE RETAINED INDEFINITELY



ENVIRONMENTAL CONSULTANTS, LLC

Illinois Office

#6 Meadow Heights Professional Park Drive
Collinsville, Illinois 62234
Phone (618) 343-3590
Fax: (618) 343-3597

October 4, 2016

Mr. Kevin Bowman, Superintendent
Greenfield Community Unit School District #10
311 Mulberry Street
Greenfield, Illinois 62044

Subject: Results of Drinking Water Testing for Lead Content

**Site(s): Greenfield Elementary School
115 Prairie Street
Greenfield, Illinois 62044**

Dear Mr. Bowman,

On the morning of September 14, 2016, Environmental Consultants, LLC (EC) performed lead testing of multiple water sources at the Greenfield Elementary School located at 115 Prairie Street in Greenfield, Illinois. Sampling was performed by trained and licensed personnel in accordance with USEPA, HUD and State of Illinois Regulations and Guidelines.

All inspectors involved with sampling activities had EPA approved training in Lead. Certifications for our firm and the inspector collecting the samples is included as Appendix C to this document.

All samples were collected on a "first draw" basis. "First draw" is achieved by allowing the water system to rest for at least eight hours prior to sampling in order to collect any existing debris or settlement within the sample. The intent of this sampling is to replicate "worst case scenario" conditions. As such, EC inspectors met at the school at 5:00 a.m. to collect water samples before the systems were used by staff or students. The Illinois Department of Public Health (IDPH) and other regulatory agencies recommend that water sources run for at least thirty seconds and as long as two minutes prior to use to avoid settling within the water system.

Drinking water samples were collected from eighteen (18) different locations throughout Greenfield Elementary School during the sampling event. The water samples were collected from drinking fountains and sinks potentially utilized for cooking or drinking activities at the campus. After sample collection, samples were immediately iced down and delivered to Teklab, Inc. located in Collinsville, Illinois following strict chain of custody procedures. Teklab is a NELAP accredited and State of Illinois licensed laboratory specializing in drinking water analysis. Detailed sampling locations and sample results are located in Appendix A of this report.

The analytical sensitivity utilized for the analysis of the water samples submitted identified a reporting limit (RL) of 1.0 micrograms per liter ($\mu\text{g/L}$). The analytical sensitivity utilized for the analysis of the water samples submitted identified a reporting limit (RL) of 1.0 microgram of lead per liter ($\mu\text{g/L}$). This reporting value equates to 1.0 parts per billion (ppb) of lead. The USEPA action level for lead in drinking water is 15.0 ppb for PSW. The USEPA document titled "Lead in Drinking Water at Schools and Child Care Facilities" last updated November 9, 2015 identifies an action level for drinking water collected from a plumbing fixture as 20.0 ppb. **All of the sixteen (16) samples collected from the selected locations at the Greenfield Elementary School reported sample results which were less than the action level.** This information can be found under the National Primary Drinking Water Regulations provided by the EPA, CFR 2010 Title 40. (See Appendix A and B for Sample Results)

The following results are greater than the action level.

Sample ID 10 Room #4 Classroom - Sink (18.7 ppb)


Sample ID 10 Room #14 Kitchen- Pot Filler (16.5 ppb)

At this time all water sources testing at 15 ppb or above should be removed from service. These sources are subject to additional maintenance activities and response actions prior to use. Before being put back in service, EC recommends these sources be re-tested to confirm compliance with acceptable levels. In addition, all sources will be subject to an ongoing maintenance program and re-testing at appropriate intervals. **Any samples reported over 10 ppb should be re-sampled on an annual basis at a minimum.**

Although no additional samples were identified above the action level, EC recommends that all water sources run for at least thirty seconds prior to use as recommended by the USEPA.

EC is pleased to provide this information to Greenfield Community Unit School District #10 and we appreciate the opportunity to provide quality environmental consulting services. Please call us at (618) 343-3590 if you have any questions or to arrange a meeting to discuss.

Sincerely,
Environmental Consultants, LLC



Jim Yasitis
Principal

1 2 3 2

APPENDIX A
SAMPLE LOCATIONS & RESULTS

TABLE 1

**Drinking Water Sampling for Lead Content
Greenfield Community Unit School District #10
Greenfield Elementary School
Sampled: September 14, 2016**

Sample ID	Location	Water Source	Results (ppb)
01	Hallway by Room 19	Fountain	1.5
02	Hallway by Room 14	Fountain	0.5
03	Hallway by Room 11	Fountain	0.4
04	Hallway by Room 11	Fountain	0.5
05	Hallway by Main Office	Fountain	Non Functional
06	Nurse's Office	Sink	6.9
07	Hallway by Room 7	Fountain	0.5
08	Hallway by Room 8	Fountain	0.4
09	Room 3	Sink	1.6
10	Room 4 Classroom	Sink	18.7
11	Room 4 Restroom	Sink	7.9
12	Room 1	Sink	0.7
13	Room 2	Sink	0.9
14	Kitchen	Pot Filler	16.5
15	Kitchen	Sink	1.3
16	Kitchen	Hand Sink	3.5
17	Girls Locker Room	Fountain	<1.0
18	Hallway by Room 25	Fountain	3.9
19	Hallway by Room 25	Fountain	<1.0

APPENDIX B
LABORATORY ANALYSIS

October 03, 2016

Jeff Faust
Environmental Consultants, LLC
#6 Meadow Heights Professional Park
Collinsville, IL 62234
TEL: (618) 343-3590
FAX: (618) 343-3597



RE: DW Lead 16-0-425 Greenfield Elem. School

WorkOrder: 16090890

Dear Jeff Faust:

TEKLAB, INC received 18 samples on 9/14/2016 12:58:00 PM for the analysis presented in the following report.

Samples are analyzed on an as received basis unless otherwise requested and documented. The sample results contained in this report relate only to the requested analytes of interest as directed on the chain of custody. NELAP accredited fields of testing are indicated by the letters NELAP under the Certification column. Unless otherwise documented within this report, Teklab Inc. analyzes samples utilizing the most current methods in compliance with 40CFR. All tests are performed in the Collinsville, IL laboratory unless otherwise noted in the Case Narrative.

All quality control criteria applicable to the test methods employed for this project have been satisfactorily met and are in accordance with NELAP except where noted. The following report shall not be reproduced, except in full, without the written approval of Teklab, Inc.

If you have any questions regarding these tests results, please feel free to call.

Sincerely,



Michael L. Austin
Project Manager
(618)344-1004 ex 16
MAustin@teklabinc.com



Report Contents

<http://www.teklabinc.com/>

Client: Environmental Consultants, LLC

Work Order: 16090890

Client Project: DW Lead 16-0-425 Greenfield Elem. School

Report Date: 03-Oct-16

This reporting package includes the following:

Cover Letter	1
Report Contents	2
Definitions	3
Case Narrative	4
Laboratory Results	5
Receiving Check List	23
Chain of Custody	Appended

Client: Environmental Consultants, LLC

Work Order: 16090890

Client Project: DW Lead 16-0-425 Greenfield Elem. School

Report Date: 03-Oct-16

Abbr Definition

- CCV Continuing calibration verification is a check of a standard to determine the state of calibration of an instrument between recalibration.
- DF Dilution factor is the dilution performed during analysis only and does not take into account any dilutions made during sample preparation. The reported result is final and includes all dilutions factors.
- DNI Did not ignite
- DUP Laboratory duplicate is an aliquot of a sample taken from the same container under laboratory conditions for independent processing and analysis independently of the original aliquot.
- ICV Initial calibration verification is a check of a standard to determine the state of calibration of an instrument before sample analysis is initiated.
- IDPH IL Dept. of Public Health
- LCS Laboratory control sample, spiked with verified known amounts of analytes, is analyzed exactly like a sample to establish intra-laboratory or analyst specific precision and bias or to assess the performance of all or a portion of the measurement system. The acceptable recovery range is in the QC Package (provided upon request).
- LCSD Laboratory control sample duplicate is a replicate laboratory control sample that is prepared and analyzed in order to determine the precision of the approved test method. The acceptable recovery range is listed in the QC Package (provided upon request).
- MBLK Method blank is a sample of a matrix similar to the batch of associated sample (when available) that is free from the analytes of interest and is processed simultaneously with and under the same conditions as samples through all steps of the analytical procedures, and in which no target analytes or interferences should present at concentrations that impact the analytical results for sample analyses.
- MDL Method detection limit means the minimum concentration of a substance that can be measured and reported with 99% confidence that the analyte concentration is greater than zero.
- MS Matrix spike is an aliquot of matrix fortified (spiked) with known quantities of specific analytes that is subjected to the entire analytical procedures in order to determine the effect of the matrix on an approved test method's recovery system. The acceptable recovery range is listed in the QC Package (provided upon request).
- MSD Matrix spike duplicate means a replicate matrix spike that is prepared and analyzed in order to determine the precision of the approved test method. The acceptable recovery range is listed in the QC Package (provided upon request).
- MW Molecular weight
- ND Not Detected at the Reporting Limit
- NELAP NELAP Accredited
- PQL Practical quantitation limit means the lowest level that can be reliably achieved within specified limits of precision and accuracy during routine laboratory operation conditions. The acceptable recovery range is listed in the QC Package (provided upon request).
- RL The reporting limit the lowest level that the data is displayed in the final report. The reporting limit may vary according to customer request or sample dilution. The reporting limit may not be less than the MDL.
- RPD Relative percent difference is a calculated difference between two recoveries (ie. MS/MSD). The acceptable recovery limit is listed in the QC Package (provided upon request).
- SPK The spike is a known mass of target analyte added to a blank sample or sub-sample; used to determine recovery deficiency or for other quality control purposes.
- Surr Surrogates are compounds which are similar to the analytes of interest in chemical composition and behavior in the analytical process, but which are not normally found in environmental samples.
- TIC Tentatively identified compound: Analytes tentatively identified in the sample by using a library search. Only results not in the calibration standard will be reported as tentatively identified compounds. Results for tentatively identified compounds that are not present in the calibration standard, but are assigned a specific chemical name based upon the library search, are calculated using total peak areas from reconstructed ion chromatograms and a response factor of one. The nearest Internal Standard is used for the calculation. The results of any TICs must be considered estimated, and are flagged with a "T". If the estimated result is above the calibration range it is flagged "ET"
- TNTC Too numerous to count (> 200 CFU)

Qualifiers

- | | |
|--|---|
| # - Unknown hydrocarbon | B - Analyte detected in associated Method Blank |
| E - Value above quantitation range | H - Holding times exceeded |
| I - Associated internal standard was outside method criteria | J - Analyte detected below quantitation limits |
| M - Manual Integration used to determine area response | ND - Not Detected at the Reporting Limit |
| R - RPD outside accepted recovery limits | S - Spike Recovery outside recovery limits |
| T - TIC(Tentatively identified compound) | X - Value exceeds Maximum Contaminant Level |



Case Narrative

<http://www.teklabinc.com/>

Client: Environmental Consultants, LLC

Work Order: 16090890

Client Project: DW Lead 16-0-425 Greenfield Elem. School

Report Date: 03-Oct-16

Cooler Receipt Temp: NA °C

Locations and Accreditations

	Collinsville	Springfield	Kansas City	Collinsville Air
Address	5445 Horseshoe Lake Road Collinsville, IL 62234-7425	3920 Pintail Dr Springfield, IL 62711-9415	8421 Nieman Road Lenexa, KS 66214	5445 Horseshoe Lake Road Collinsville, IL 62234-7425
Phone	(618) 344-1004	(217) 698-1004	(913) 541-1998	(618) 344-1004
Fax	(618) 344-1005	(217) 698-1005	(913) 541-1998	(618) 344-1005
Email	jhriley@teklabinc.com	KKlostermann@teklabinc.com	dthompson@teklabinc.com	EHurley@teklabinc.com

State	Dept	Cert #	NELAP	Exp Date	Lab
Illinois	IEPA	100226	NELAP	1/31/2017	Collinsville
Kansas	KDHE	E-10374	NELAP	4/30/2017	Collinsville
Louisiana	LDEQ	166493	NELAP	6/30/2017	Collinsville
Louisiana	LDEQ	166578	NELAP	6/30/2017	Collinsville
Texas	TCEQ	T104704515-12-1	NELAP	7/31/2017	Collinsville
Arkansas	ADEQ	88-0966		3/14/2017	Collinsville
Illinois	IDPH	17584		5/31/2017	Collinsville
Kentucky	KDEP	98006		12/31/2016	Collinsville
Kentucky	UST	0073		1/31/2017	Collinsville
Missouri	MDNR	00930		5/31/2017	Collinsville
Missouri	MDNR	930		1/31/2017	Collinsville
Oklahoma	ODEQ	9978		8/31/2017	Collinsville



Laboratory Results

<http://www.teklabinc.com/>

Client: Environmental Consultants, LLC

Work Order: 16090890

Client Project: DW Lead 16-0-425 Greenfield Elem. School

Report Date: 03-Oct-16

Lab ID: 16090890-001

Client Sample ID: 1

Matrix: DRINKING WATER

Collection Date: 09/14/2016 4:00

Analyses	Certification	RL	Qual	Result	Units	DF	Date Analyzed	Batch
EPA 600 4.1.4, 200.8 R5.4, METALS BY ICPMS (TOTAL)								
Lead	NELAP	0.0010		0.0015	mg/L	5	09/24/2016 6:42	122442



Laboratory Results

<http://www.teklabinc.com/>

Client: Environmental Consultants, LLC

Work Order: 16090890

Client Project: DW Lead 16-0-425 Greenfield Elem. School

Report Date: 03-Oct-16

Lab ID: 16090890-002

Client Sample ID: 2

Matrix: DRINKING WATER

Collection Date: 09/14/2016 4:00

Analyses	Certification	RL	Qual	Result	Units	DF	Date Analyzed	Batch
EPA 600 4.1.4, 200.8 R5.4, METALS BY ICPMS (TOTAL)								
Lead	NELAP	0.0010	J	0.0005	mg/L	5	09/24/2016 6:48	122442



Laboratory Results

<http://www.teklabinc.com/>

Client: Environmental Consultants, LLC

Work Order: 16090890

Client Project: DW Lead 16-0-425 Greenfield Elem. School

Report Date: 03-Oct-16

Lab ID: 16090890-003

Client Sample ID: 3

Matrix: DRINKING WATER

Collection Date: 09/14/2016 4:00

Analyses	Certification	RL	Qual	Result	Units	DF	Date Analyzed	Batch
EPA 600 4.1.4, 200.8 R5.4, METALS BY ICPMS (TOTAL)								
Lead	NELAP	0.0010	J	0.0004	mg/L	5	09/24/2016 6:53	122442



Laboratory Results

<http://www.teklabinc.com/>

Client: Environmental Consultants, LLC

Work Order: 16090890

Client Project: DW Lead 16-0-425 Greenfield Elem. School

Report Date: 03-Oct-16

Lab ID: 16090890-004

Client Sample ID: 4

Matrix: DRINKING WATER

Collection Date: 09/14/2016 4:00

Analyses	Certification	RL	Qual	Result	Units	DF	Date Analyzed	Batch
EPA 600 4.1.4, 200.8 R5.4, METALS BY ICPMS (TOTAL)								
Lead	NELAP	0.0010	J	0.0005	mg/L	5	09/24/2016 6:59	122442



Laboratory Results

<http://www.teklabinc.com/>

Client: Environmental Consultants, LLC

Work Order: 16090890

Client Project: DW Lead 16-0-425 Greenfield Elem. School

Report Date: 03-Oct-16

Lab ID: 16090890-005

Client Sample ID: 6

Matrix: DRINKING WATER

Collection Date: 09/14/2016 4:00

Analyses	Certification	RL	Qual	Result	Units	DF	Date Analyzed	Batch
EPA 600 4.1.4, 200.8 R5.4, METALS BY ICPMS (TOTAL)								
Lead	NELAP	0.0010		0.0069	mg/L	5	09/24/2016 7:05	122442



Laboratory Results

<http://www.teklabinc.com/>

Client: Environmental Consultants, LLC

Work Order: 16090890

Client Project: DW Lead 16-0-425 Greenfield Elem. School

Report Date: 03-Oct-16

Lab ID: 16090890-006

Client Sample ID: 7

Matrix: DRINKING WATER

Collection Date: 09/14/2016 4:00

Analyses	Certification	RL	Qual	Result	Units	DF	Date Analyzed	Batch
EPA 600 4.1.4, 200.8 R5.4, METALS BY ICPMS (TOTAL)								
Lead	NELAP	0.0010	J	0.0005	mg/L	5	09/24/2016 7:39	122442



Laboratory Results

<http://www.teklabinc.com/>

Client: Environmental Consultants, LLC

Work Order: 16090890

Client Project: DW Lead 16-0-425 Greenfield Elem. School

Report Date: 03-Oct-16

Lab ID: 16090890-007

Client Sample ID: 8

Matrix: DRINKING WATER

Collection Date: 09/14/2016 4:00

Analyses	Certification	RL	Qual	Result	Units	DF	Date Analyzed	Batch
EPA 600 4.1.4, 200.8 R5.4, METALS BY ICPMS (TOTAL)								
Lead	NELAP	0.0010	J	0.0004	mg/L	5	09/24/2016 7:44	122442



Laboratory Results

<http://www.teklabinc.com/>

Client: Environmental Consultants, LLC

Work Order: 16090890

Client Project: DW Lead 16-0-425 Greenfield Elem. School

Report Date: 03-Oct-16

Lab ID: 16090890-008

Client Sample ID: 9

Matrix: DRINKING WATER

Collection Date: 09/14/2016 4:00

Analyses	Certification	RL	Qual	Result	Units	DF	Date Analyzed	Batch
EPA 600 4.1.4, 200.8 R5.4, METALS BY ICPMS (TOTAL)								
Lead	NELAP	0.0010		0.0016	mg/L	5	09/24/2016 7:50	122442



Laboratory Results

<http://www.teklabinc.com/>

Client: Environmental Consultants, LLC

Work Order: 16090890

Client Project: DW Lead 16-0-425 Greenfield Elem. School

Report Date: 03-Oct-16

Lab ID: 16090890-009

Client Sample ID: 10

Matrix: DRINKING WATER

Collection Date: 09/14/2016 4:00

Analyses	Certification	RL	Qual	Result	Units	DF	Date Analyzed	Batch
EPA 600 4.1.4, 200.8 R5.4, METALS BY ICPMS (TOTAL)								
Lead	NELAP	0.0010		0.187	mg/L	5	09/24/2016 7:56	122442



Laboratory Results

<http://www.teklabinc.com/>

Client: Environmental Consultants, LLC

Work Order: 16090890

Client Project: DW Lead 16-0-425 Greenfield Elem. School

Report Date: 03-Oct-16

Lab ID: 16090890-010

Client Sample ID: 11

Matrix: DRINKING WATER

Collection Date: 09/14/2016 4:00

Analyses	Certification	RL	Qual	Result	Units	DF	Date Analyzed	Batch
EPA 600 4.1.4, 200.8 R5.4, METALS BY ICPMS (TOTAL)								
Lead	NELAP	0.0010		0.0079	mg/L	5	09/24/2016 8:01	122442



Laboratory Results

<http://www.teklabinc.com/>

Client: Environmental Consultants, LLC

Work Order: 16090890

Client Project: DW Lead 16-0-425 Greenfield Elem. School

Report Date: 03-Oct-16

Lab ID: 16090890-011

Client Sample ID: 12

Matrix: DRINKING WATER

Collection Date: 09/14/2016 4:00

Analyses	Certification	RL	Qual	Result	Units	DF	Date Analyzed	Batch
EPA 600 4.1.4, 200.8 R5.4, METALS BY ICPMS (TOTAL)								
Lead	NELAP	0.0010	J	0.0007	mg/L	5	09/24/2016 8:07	122442



Laboratory Results

<http://www.teklabinc.com/>

Client: Environmental Consultants, LLC

Work Order: 16090890

Client Project: DW Lead 16-0-425 Greenfield Elem. School

Report Date: 03-Oct-16

Lab ID: 16090890-012

Client Sample ID: 13

Matrix: DRINKING WATER

Collection Date: 09/14/2016 4:00

Analyses	Certification	RL	Qual	Result	Units	DF	Date Analyzed	Batch
EPA 600 4.1.4, 200.8 R5.4, METALS BY ICPMS (TOTAL)								
Lead	NELAP	0.0010	J	0.0009	mg/L	5	09/24/2016 8:13	122442



Laboratory Results

<http://www.teklabinc.com/>

Client: Environmental Consultants, LLC

Work Order: 16090890

Client Project: DW Lead 16-0-425 Greenfield Elem. School

Report Date: 03-Oct-16

Lab ID: 16090890-013

Client Sample ID: 14

Matrix: DRINKING WATER

Collection Date: 09/14/2016 4:00

Analyses	Certification	RL	Qual	Result	Units	DF	Date Analyzed	Batch
EPA 600 4.1.4, 200.8 R5.4, METALS BY ICPMS (TOTAL)								
Lead	NELAP	0.0010		0.165	mg/L	5	09/24/2016 8:18	122442



Laboratory Results

<http://www.teklabinc.com/>

Client: Environmental Consultants, LLC

Work Order: 16090890

Client Project: DW Lead 16-0-425 Greenfield Elem. School

Report Date: 03-Oct-16

Lab ID: 16090890-014

Client Sample ID: 15

Matrix: DRINKING WATER

Collection Date: 09/14/2016 4:00

Analyses	Certification	RL	Qual	Result	Units	DF	Date Analyzed	Batch
EPA 600 4.1.4, 200.8 R5.4, METALS BY ICPMS (TOTAL)								
Lead	NELAP	0.0010		0.0013	mg/L	5	09/24/2016 8:24	122442



Laboratory Results

<http://www.teklabinc.com/>

Client: Environmental Consultants, LLC

Work Order: 16090890

Client Project: DW Lead 16-0-425 Greenfield Elem. School

Report Date: 03-Oct-16

Lab ID: 16090890-015

Client Sample ID: 16

Matrix: DRINKING WATER

Collection Date: 09/14/2016 4:00

Analyses	Certification	RL	Qual	Result	Units	DF	Date Analyzed	Batch
EPA 600 4.1.4, 200.8 R5.4, METALS BY ICPMS (TOTAL)								
Lead	NELAP	0.0010		0.0035	mg/L	5	09/24/2016 8:30	122442



Laboratory Results

<http://www.teklabinc.com/>

Client: Environmental Consultants, LLC

Work Order: 16090890

Client Project: DW Lead 16-0-425 Greenfield Elem. School

Report Date: 03-Oct-16

Lab ID: 16090890-016

Client Sample ID: 17

Matrix: DRINKING WATER

Collection Date: 09/14/2016 4:00

Analyses	Certification	RL	Qual	Result	Units	DF	Date Analyzed	Batch
EPA 600 4.1.4, 200.8 R5.4, METALS BY ICPMS (TOTAL)								
Lead	NELAP	0.0010		< 0.0010	mg/L	5	09/24/2016 8:47	122442



Laboratory Results

<http://www.teklabinc.com/>

Client: Environmental Consultants, LLC

Work Order: 16090890

Client Project: DW Lead 16-0-425 Greenfield Elem. School

Report Date: 03-Oct-16

Lab ID: 16090890-017

Client Sample ID: 18

Matrix: DRINKING WATER

Collection Date: 09/14/2016 4:00

Analyses	Certification	RL	Qual	Result	Units	DF	Date Analyzed	Batch
EPA 600 4.1.4, 200.8 R5.4, METALS BY ICPMS (TOTAL)								
Lead	NELAP	0.0010		0.0039	mg/L	5	09/24/2016 8:53	122442



Laboratory Results

<http://www.teklabinc.com/>

Client: Environmental Consultants, LLC

Work Order: 16090890

Client Project: DW Lead 16-0-425 Greenfield Elem. School

Report Date: 03-Oct-16

Lab ID: 16090890-018

Client Sample ID: 19

Matrix: DRINKING WATER

Collection Date: 09/14/2016 4:00

Analyses	Certification	RL	Qual	Result	Units	DF	Date Analyzed	Batch
EPA 600 4.1.4, 200.8 R5.4, METALS BY ICPMS (TOTAL)								
Lead	NELAP	0.0010		< 0.0010	mg/L	5	10/01/2016 22:42	122744

Greenfield Community Unit School District #10 Water Management Plan Completed After Testing on September 14, 2016

1. Recommend re-test on an annual basis any water sources reported over 10 ppb.
2. Recommend following Illinois Department of Public Health Guidelines (IDPH) and other regulatory agencies to allow water sources to run for at least 30 seconds and as long as two minutes prior to use to avoid settling within the water system.

Greenfield Elementary Testing Results and Action Plan

Testing on September 14, 2016 is based on a “worst case scenario” because the water system was allowed to rest for at least 8 hours prior to testing. All samples were collected on a “first draw” basis meaning that after 8 hours of rest, the samples were collected from all sources.

Greenfield CUSD #10 chose to collect samples from every possible source.

Sixteen samples were collected from Greenfield Elementary School. All sixteen (16) samples collected were less than the action level of the USEPA at 15.0 ppb for PSW.

However, any samples over 5.0 ppb were action items for the District.

06	Nurses' Office Sink	6.9 ppb	Action: Fixture replacement
10	Room 4 Classroom Sink	18.7 ppb	Action: Fixture replacement
11	Room 4 Restroom Sink	7.9 ppb	Action: Fixture replacement
14	Kitchen Pot Filler	16.5 ppb	Action: Scheduled Flushing

Greenfield High School Testing Results and Action Plan

Testing on September 14, 2016 is based on a “worst case scenario” because the water system was allowed to rest for at least 8 hours prior to testing. All samples were collected on a “first draw” basis meaning that after 8 hours of rest, the samples were collected from all sources.

Greenfield CUSD #10 chose to collect samples from every possible source.

Twelve samples were collected from Greenfield High School. All twelve sample collected were less than action level of the USEPA at 15.0 ppb for PSW.

However, any samples over 5.0 ppb were action items for the District.

06	Hallway 2 nd Floor North Fountain	13.1 ppb	Action: Fixture replacement
07	Hallway 2 nd Floor North Fountain	11.5 ppb	Action: Fixture replacement
08	Hallway 3 rd Floor North Fountain	7.8 ppb	Action: Fixture replacement
14	Wood Shop Fountain	49.6 ppb	Action: Removal

**REPORT OF DRINKING WATER SAMPLING FOR
LEAD CONTENT AT:**

**GREENFIELD HIGH SCHOOL
502 EAST STREET
GREENFIELD, ILLINOIS 62044**

PREPARED FOR:

**MR. KEVIN BOWMAN
SUPERINTENDENT
GREENFIELD COMMUNITY UNIT SCHOOL DISTRICT #10
311 MULBERRY STREET
GREENFIELD, ILLINOIS 62044**

PREPARED BY:

**ENVIRONMENTAL CONSULTANTS, LLC
#6 MEADOW HEIGHTS PROFESSIONAL PARK
COLLINSVILLE, ILLINOIS 62234
(618) 343-3590**

SEPTEMBER 2016

DOCUMENT TO BE RETAINED INDEFINITELY



ENVIRONMENTAL CONSULTANTS, LLC

Illinois Office

#6 Meadow Heights Professional Park Drive
Collinsville, Illinois 62234
Phone (618) 343-3590
Fax: (618) 343-3597

October 4, 2016

Mr. Kevin Bowman, Superintendent
Greenfield Community Unit School District #10
311 Mulberry Street
Greenfield, Illinois 62044

Subject: Results of Drinking Water Testing for Lead Content

**Site(s): Greenfield High School
502 East Street
Greenfield, Illinois 62044**

Dear Mr. Bowman,

On the morning of September 14, 2016, Environmental Consultants, LLC (EC) performed lead testing of multiple water sources at the Greenfield High School located at 502 East Street in Greenfield, Illinois. Sampling was performed by trained and licensed personnel in accordance with USEPA, HUD and State of Illinois Regulations and Guidelines.

All inspectors involved with sampling activities had EPA approved training in Lead. Certifications for our firm and the inspector collecting the samples is included as Appendix C to this document.

All samples were collected on a "first draw" basis. "First draw" is achieved by allowing the water system to rest for at least eight hours prior to sampling in order to collect any existing debris or settlement within the sample. The intent of this sampling is to replicate "worst case scenario" conditions. As such, EC inspectors met at the school at 4:00 a.m. to collect water samples before the systems were used by staff or students. The Illinois Department of Public Health (IDPH) and other regulatory agencies recommend that water sources run for at least thirty seconds and as long as two minutes prior to use to avoid settling within the water system.

Drinking water samples were collected from thirteen (13) different locations throughout Greenfield High School during the sampling event. The water samples were collected from drinking fountains and sinks potentially utilized for cooking or drinking activities at the campus. After sample collection, samples were immediately iced down and delivered to Teklab, Inc. located in Collinsville, Illinois following strict chain of custody procedures. Teklab is a NELAP accredited and State of Illinois licensed laboratory specializing in drinking water analysis. Detailed sampling locations and sample results are located in Appendix A of this report.

The analytical sensitivity utilized for the analysis of the water samples submitted identified a reporting limit (RL) of 1.0 micrograms per liter ($\mu\text{g/L}$). The analytical sensitivity utilized for the analysis of the water samples submitted identified a reporting limit (RL) of 1.0 microgram of lead per liter ($\mu\text{g/L}$). This reporting value equates to 1.0 parts per billion (ppb) of lead. The USEPA action level for lead in drinking water is 15.0 ppb for PSW. The USEPA document titled "Lead in Drinking Water at Schools and Child Care Facilities" last updated November 9, 2015 identifies an action level for drinking water collected from a plumbing fixture as 20.0 ppb. **Twelve (12) samples collected from the selected locations at the Greenfield High School reported sample results which were less than the action level.** This information can be found under the National Primary Drinking Water Regulations provided by the EPA, CFR 2010 Title 40. (See Appendix A and B for Sample Results)

The following results are greater than the action level.


Sample ID 14 Wood Shop - Fountain (49.6 ppb)

At this time all water sources testing at 15 ppb or above should be removed from service. These sources are subject to additional maintenance activities and response actions prior to use. Before being put back in service, EC recommends these sources be re-tested to confirm compliance with acceptable levels. In addition, all sources will be subject to an ongoing maintenance program and re-testing at appropriate intervals. **Any samples reported over 10 ppb should be re-sampled on an annual basis at a minimum.**

Although no additional samples were identified above the action level, EC recommends that all water sources run for at least thirty seconds prior to use as recommended by the USEPA.

EC is pleased to provide this information to Greenfield Community Unit School District #10 and we appreciate the opportunity to provide quality environmental consulting services. Please call us at (618) 343-3590 if you have any questions or to arrange a meeting to discuss.

Sincerely,
Environmental Consultants, LLC



Jim Yasitis
Principal

APPENDIX A
SAMPLE LOCATIONS & RESULTS

TABLE 1

**Drinking Water Sampling for Lead Content
Greenfield Community Unit School District #10
Greenfield High School
Sampled: September 14, 2016**

Sample ID	Location	Water Source	Results (ppb)
01	Hallway First Floor	Fountain	Non Functional
02	Home Economics	Sink	0.6
03	Home Economics	Sink	1.5
04	Home Economics	Sink	0.9
05	Hallway 2 nd Floor (South)	Fountain	1.0
06	Hallway 2 nd Floor (North)	Fountain	13.1
07	Hallway 2 nd Floor (North)	Fountain	11.5
08	Hallway 3 rd Floor (North)	Fountain	7.8
09	Hallway 3 rd Floor (South)	Fountain	1.8
10	Gymnasium Lobby	Fountain	<1.0
11	West Locker Room	Fountain	0.6
12	East Locker Room	Fountain	<1.0
13	Ag. Room	Sink	5.4
14	Wood Shop	Fountain	49.6

APPENDIX B
LABORATORY ANALYSIS

October 03, 2016

Jeff Faust
Environmental Consultants, LLC
#6 Meadow Heights Professional Park
Collinsville, IL 62234
TEL: (618) 343-3590
FAX: (618) 343-3597



RE: DW Lead 16-0-425 Greenfield Senior High

WorkOrder: 16090891

Dear Jeff Faust:

TEKLAB, INC received 13 samples on 9/14/2016 12:59:00 PM for the analysis presented in the following report.

Samples are analyzed on an as received basis unless otherwise requested and documented. The sample results contained in this report relate only to the requested analytes of interest as directed on the chain of custody. NELAP accredited fields of testing are indicated by the letters NELAP under the Certification column. Unless otherwise documented within this report, Teklab Inc. analyzes samples utilizing the most current methods in compliance with 40CFR. All tests are performed in the Collinsville, IL laboratory unless otherwise noted in the Case Narrative.

All quality control criteria applicable to the test methods employed for this project have been satisfactorily met and are in accordance with NELAP except where noted. The following report shall not be reproduced, except in full, without the written approval of Teklab, Inc.

If you have any questions regarding these tests results, please feel free to call.

Sincerely,



Michael L. Austin
Project Manager
(618)344-1004 ex 16
MAustin@teklabinc.com



Report Contents

<http://www.teklabinc.com/>

Client: Environmental Consultants, LLC

Work Order: 16090891

Client Project: DW Lead 16-0-425 Greenfield Senior High

Report Date: 03-Oct-16

This reporting package includes the following:

Cover Letter	1
Report Contents	2
Definitions	3
Case Narrative	4
Laboratory Results	5
Receiving Check List	18
Chain of Custody	Appended

Client: Environmental Consultants, LLC

Work Order: 16090891

Client Project: DW Lead 16-0-425 Greenfield Senior High

Report Date: 03-Oct-16

Abbr Definition

- CCV Continuing calibration verification is a check of a standard to determine the state of calibration of an instrument between recalibration.
- DF Dilution factor is the dilution performed during analysis only and does not take into account any dilutions made during sample preparation. The reported result is final and includes all dilutions factors.
- DNI Did not ignite
- DUP Laboratory duplicate is an aliquot of a sample taken from the same container under laboratory conditions for independent processing and analysis independently of the original aliquot.
- ICV Initial calibration verification is a check of a standard to determine the state of calibration of an instrument before sample analysis is initiated.
- IDPH IL Dept. of Public Health
- LCS Laboratory control sample, spiked with verified known amounts of analytes, is analyzed exactly like a sample to establish intra-laboratory or analyst specific precision and bias or to assess the performance of all or a portion of the measurement system. The acceptable recovery range is in the QC Package (provided upon request).
- LCSD Laboratory control sample duplicate is a replicate laboratory control sample that is prepared and analyzed in order to determine the precision of the approved test method. The acceptable recovery range is listed in the QC Package (provided upon request).
- MBLK Method blank is a sample of a matrix similar to the batch of associated sample (when available) that is free from the analytes of interest and is processed simultaneously with and under the same conditions as samples through all steps of the analytical procedures, and in which no target analytes or interferences should present at concentrations that impact the analytical results for sample analyses.
- MDL Method detection limit means the minimum concentration of a substance that can be measured and reported with 99% confidence that the analyte concentration is greater than zero.
- MS Matrix spike is an aliquot of matrix fortified (spiked) with known quantities of specific analytes that is subjected to the entire analytical procedures in order to determine the effect of the matrix on an approved test method's recovery system. The acceptable recovery range is listed in the QC Package (provided upon request).
- MSD Matrix spike duplicate means a replicate matrix spike that is prepared and analyzed in order to determine the precision of the approved test method. The acceptable recovery range is listed in the QC Package (provided upon request).
- MW Molecular weight
- ND Not Detected at the Reporting Limit
- NELAP NELAP Accredited
- PQL Practical quantitation limit means the lowest level that can be reliably achieved within specified limits of precision and accuracy during routine laboratory operation conditions. The acceptable recovery range is listed in the QC Package (provided upon request).
- RL The reporting limit the lowest level that the data is displayed in the final report. The reporting limit may vary according to customer request or sample dilution. The reporting limit may not be less than the MDL.
- RPD Relative percent difference is a calculated difference between two recoveries (ie. MS/MSD). The acceptable recovery limit is listed in the QC Package (provided upon request).
- SPK The spike is a known mass of target analyte added to a blank sample or sub-sample; used to determine recovery deficiency or for other quality control purposes.
- Surr Surrogates are compounds which are similar to the analytes of interest in chemical composition and behavior in the analytical process, but which are not normally found in environmental samples.
- TIC Tentatively identified compound: Analytes tentatively identified in the sample by using a library search. Only results not in the calibration standard will be reported as tentatively identified compounds. Results for tentatively identified compounds that are not present in the calibration standard, but are assigned a specific chemical name based upon the library search, are calculated using total peak areas from reconstructed ion chromatograms and a response factor of one. The nearest Internal Standard is used for the calculation. The results of any TICs must be considered estimated, and are flagged with a "T". If the estimated result is above the calibration range it is flagged "ET"
- TNTC Too numerous to count (> 200 CFU)

Qualifiers

- | | |
|--|---|
| # - Unknown hydrocarbon | B - Analyte detected in associated Method Blank |
| E - Value above quantitation range | H - Holding times exceeded |
| I - Associated internal standard was outside method criteria | J - Analyte detected below quantitation limits |
| M - Manual Integration used to determine area response | ND - Not Detected at the Reporting Limit |
| R - RPD outside accepted recovery limits | S - Spike Recovery outside recovery limits |
| T - TIC(Tentatively identified compound) | X - Value exceeds Maximum Contaminant Level |



Case Narrative

<http://www.teklabinc.com/>

Client: Environmental Consultants, LLC

Work Order: 16090891

Client Project: DW Lead 16-0-425 Greenfield Senior High

Report Date: 03-Oct-16

Cooler Receipt Temp: NA °C

Locations and Accreditations

	Collinsville	Springfield	Kansas City	Collinsville Air
Address	5445 Horseshoe Lake Road Collinsville, IL 62234-7425	3920 Pintail Dr Springfield, IL 62711-9415	8421 Nieman Road Lenexa, KS 66214	5445 Horseshoe Lake Road Collinsville, IL 62234-7425
Phone	(618) 344-1004	(217) 698-1004	(913) 541-1998	(618) 344-1004
Fax	(618) 344-1005	(217) 698-1005	(913) 541-1998	(618) 344-1005
Email	jhriley@teklabinc.com	KKlostermann@teklabinc.com	dthompson@teklabinc.com	BHurley@teklabinc.com

State	Dept	Cert #	NELAP	Exp Date	Lab
Illinois	IEPA	100226	NELAP	1/31/2017	Collinsville
Kansas	KDHE	B-10374	NELAP	4/30/2017	Collinsville
Louisiana	LDEQ	166493	NELAP	6/30/2017	Collinsville
Louisiana	LDEQ	166578	NELAP	6/30/2017	Collinsville
Texas	TCEQ	T104704515-12-1	NELAP	7/31/2017	Collinsville
Arkansas	ADEQ	88-0966		3/14/2017	Collinsville
Illinois	IDPH	17584		5/31/2017	Collinsville
Kentucky	KDEP	98006		12/31/2016	Collinsville
Kentucky	UST	0073		1/31/2017	Collinsville
Missouri	MDNR	00930		5/31/2017	Collinsville
Missouri	MDNR	930		1/31/2017	Collinsville
Oklahoma	ODEQ	9978		8/31/2017	Collinsville



Laboratory Results

<http://www.teklabinc.com/>

Client: Environmental Consultants, LLC

Work Order: 16090891

Client Project: DW Lead 16-0-425 Greenfield Senior High

Report Date: 03-Oct-16

Lab ID: 16090891-001

Client Sample ID: 2

Matrix: DRINKING WATER

Collection Date: 09/14/2016 5:00

Analyses	Certification	RL	Qual	Result	Units	DF	Date Analyzed	Batch
EPA 600 4.1.4, 200.8 R5.4, METALS BY ICPMS (TOTAL)								
Lead	NELAP	0.0010	J	0.0006	mg/L	5	09/30/2016 2:25	122663



Laboratory Results

<http://www.teklabinc.com/>

Client: Environmental Consultants, LLC

Work Order: 16090891

Client Project: DW Lead 16-0-425 Greenfield Senior High

Report Date: 03-Oct-16

Lab ID: 16090891-002

Client Sample ID: 3

Matrix: DRINKING WATER

Collection Date: 09/14/2016 5:00

Analyses	Certification	RL	Qual	Result	Units	DF	Date Analyzed	Batch
EPA 600 4.1.4, 200.8 R5.4, METALS BY ICPMS (TOTAL)								
Lead	NELAP	0.0010		0.0015	mg/L	5	09/30/2016 2:40	122663



Laboratory Results

<http://www.teklabinc.com/>

Client: Environmental Consultants, LLC

Work Order: 16090891

Client Project: DW Lead 16-0-425 Greenfield Senior High

Report Date: 03-Oct-16

Lab ID: 16090891-003

Client Sample ID: 4

Matrix: DRINKING WATER

Collection Date: 09/14/2016 5:00

Analyses	Certification	RL	Qual	Result	Units	DF	Date Analyzed	Batch
EPA 600 4.1.4, 200.8 R5.4, METALS BY ICPMS (TOTAL)								
Lead	NELAP	0.0010	J	0.0009	mg/L	5	09/30/2016 2:45	122663



Laboratory Results

<http://www.teklabinc.com/>

Client: Environmental Consultants, LLC

Work Order: 16090891

Client Project: DW Lead 16-0-425 Greenfield Senior High

Report Date: 03-Oct-16

Lab ID: 16090891-004

Client Sample ID: 5

Matrix: DRINKING WATER

Collection Date: 09/14/2016 5:00

Analyses	Certification	RL	Qual	Result	Units	DF	Date Analyzed	Batch
EPA 600 4.1.4, 200.8 R5.4, METALS BY ICPMS (TOTAL)								
Lead	NELAP	0.0010		0.0011	mg/L	5	09/30/2016 2:49	122663



Laboratory Results

<http://www.teklabinc.com/>

Client: Environmental Consultants, LLC

Work Order: 16090891

Client Project: DW Lead 16-0-425 Greenfield Senior High

Report Date: 03-Oct-16

Lab ID: 16090891-005

Client Sample ID: 6

Matrix: DRINKING WATER

Collection Date: 09/14/2016 5:00

Analyses	Certification	RL	Qual	Result	Units	DF	Date Analyzed	Batch
EPA 600 4.1.4, 200.8 R5.4, METALS BY ICPMS (TOTAL)								
Lead	NELAP	0.0010		0.0131	mg/L	5	09/30/2016 5:43	122664



Laboratory Results

<http://www.teklabinc.com/>

Client: Environmental Consultants, LLC

Work Order: 16090891

Client Project: DW Lead 16-0-425 Greenfield Senior High

Report Date: 03-Oct-16

Lab ID: 16090891-006

Client Sample ID: 7

Matrix: DRINKING WATER

Collection Date: 09/14/2016 5:00

Analyses	Certification	RL	Qual	Result	Units	DF	Date Analyzed	Batch
EPA 600 4.1.4, 200.8 R5.4, METALS BY ICPMS (TOTAL)								
Lead	NELAP	0.0010		0.0115	mg/L	5	09/30/2016 5:48	122664



Laboratory Results

<http://www.teklabinc.com/>

Client: Environmental Consultants, LLC

Work Order: 16090891

Client Project: DW Lead 16-0-425 Greenfield Senior High

Report Date: 03-Oct-16

Lab ID: 16090891-007

Client Sample ID: 8

Matrix: DRINKING WATER

Collection Date: 09/14/2016 5:00

Analyses	Certification	RL	Qual	Result	Units	DF	Date Analyzed	Batch
EPA 600 4.1.4, 200.8 R5.4, METALS BY ICPMS (TOTAL)								
Lead	NELAP	0.0010		0.0078	mg/L	5	09/30/2016 5:53	122664



Laboratory Results

<http://www.teklabinc.com/>

Client: Environmental Consultants, LLC

Work Order: 16090891

Client Project: DW Lead 16-0-425 Greenfield Senior High

Report Date: 03-Oct-16

Lab ID: 16090891-008

Client Sample ID: 9

Matrix: DRINKING WATER

Collection Date: 09/14/2016 5:00

Analyses	Certification	RL	Qual	Result	Units	DF	Date Analyzed	Batch
EPA 600 4.1.4, 200.8 R5.4, METALS BY ICPMS (TOTAL)								
Lead	NELAP	0.0010		0.0018	mg/L	5	09/30/2016 5:58	122664



Laboratory Results

<http://www.teklabinc.com/>

Client: Environmental Consultants, LLC

Work Order: 16090891

Client Project: DW Lead 16-0-425 Greenfield Senior High

Report Date: 03-Oct-16

Lab ID: 16090891-009

Client Sample ID: 10

Matrix: DRINKING WATER

Collection Date: 09/14/2016 5:00

Analyses	Certification	RL	Qual	Result	Units	DF	Date Analyzed	Batch
EPA 600 4.1.4, 200.8 R5.4, METALS BY ICPMS (TOTAL)								
Lead	NELAP	0.0010		< 0.0010	mg/L	5	09/30/2016 6:03	122664



Laboratory Results

<http://www.teklabinc.com/>

Client: Environmental Consultants, LLC

Work Order: 16090891

Client Project: DW Lead 16-0-425 Greenfield Senior High

Report Date: 03-Oct-16

Lab ID: 16090891-010

Client Sample ID: 11

Matrix: DRINKING WATER

Collection Date: 09/14/2016 5:00

Analyses	Certification	RL	Qual	Result	Units	DF	Date Analyzed	Batch
EPA 600 4.1.4, 200.8 R5.4, METALS BY ICPMS (TOTAL)								
Lead	NELAP	0.0010	J	0.0006	mg/L	5	09/30/2016 6:18	122664



Laboratory Results

<http://www.teklabinc.com/>

Client: Environmental Consultants, LLC

Work Order: 16090891

Client Project: DW Lead 16-0-425 Greenfield Senior High

Report Date: 03-Oct-16

Lab ID: 16090891-011

Client Sample ID: 12

Matrix: DRINKING WATER

Collection Date: 09/14/2016 5:00

Analyses	Certification	RL	Qual	Result	Units	DF	Date Analyzed	Batch
EPA 600 4.1.4, 200.8 R5.4, METALS BY ICPMS (TOTAL)								
Lead	NELAP	0.0010		< 0.0010	mg/L	5	09/30/2016 6:23	122664



Laboratory Results

<http://www.teklabinc.com/>

Client: Environmental Consultants, LLC

Work Order: 16090891

Client Project: DW Lead 16-0-425 Greenfield Senior High

Report Date: 03-Oct-16

Lab ID: 16090891-012

Client Sample ID: 13

Matrix: DRINKING WATER

Collection Date: 09/14/2016 5:00

Analyses	Certification	RL	Qual	Result	Units	DF	Date Analyzed	Batch
EPA 600 4.1.4, 200.8 R5.4, METALS BY ICPMS (TOTAL)								
Lead	NELAP	0.0010		0.0054	mg/L	5	09/30/2016 16:23	122664



Laboratory Results

<http://www.teklabinc.com/>

Client: Environmental Consultants, LLC

Work Order: 16090891

Client Project: DW Lead 16-0-425 Greenfield Senior High

Report Date: 03-Oct-16

Lab ID: 16090891-013

Client Sample ID: 14

Matrix: DRINKING WATER

Collection Date: 09/14/2016 5:00

Analyses	Certification	RL	Qual	Result	Units	DF	Date Analyzed	Batch
EPA 600 4.1.4, 200.8 R5.4, METALS BY ICPMS (TOTAL)								
Lead	NELAP	0.0010		0.0496	mg/L	5	09/30/2016 16:29	122664

Greenfield Community Unit School District #10 Water Management Plan Completed After Testing on September 14, 2016

1. Recommend re-test on an annual basis any water sources reported over 10 ppb.
2. Recommend following Illinois Department of Public Health Guidelines (IDPH) and other regulatory agencies to allow water sources to run for at least 30 seconds and as long as two minutes prior to use to avoid settling within the water system.

Greenfield Elementary Testing Results and Action Plan

Testing on September 14, 2016 is based on a “worst case scenario” because the water system was allowed to rest for at least 8 hours prior to testing. All samples were collected on a “first draw” basis meaning that after 8 hours of rest, the samples were collected from all sources.

Greenfield CUSD #10 chose to collect samples from every possible source.

Sixteen samples were collected from Greenfield Elementary School. All sixteen (16) samples collected were less than the action level of the USEPA at 15.0 ppb for PSW.

However, any samples over 5.0 ppb were action items for the District.

06	Nurses' Office Sink	6.9 ppb	Action: Fixture replacement
10	Room 4 Classroom Sink	18.7 ppb	Action: Fixture replacement
11	Room 4 Restroom Sink	7.9 ppb	Action: Fixture replacement
14	Kitchen Pot Filler	16.5 ppb	Action: Scheduled Flushing

Greenfield High School Testing Results and Action Plan

Testing on September 14, 2016 is based on a “worst case scenario” because the water system was allowed to rest for at least 8 hours prior to testing. All samples were collected on a “first draw” basis meaning that after 8 hours of rest, the samples were collected from all sources.

Greenfield CUSD #10 chose to collect samples from every possible source.

Twelve samples were collected from Greenfield High School. All twelve sample collected were less than action level of the USEPA at 15.0 ppb for PSW.

However, any samples over 5.0 ppb were action items for the District.

06	Hallway 2 nd Floor North Fountain	13.1 ppb	Action: Fixture replacement
07	Hallway 2 nd Floor North Fountain	11.5 ppb	Action: Fixture replacement
08	Hallway 3 rd Floor North Fountain	7.8 ppb	Action: Fixture replacement
14	Wood Shop Fountain	49.6 ppb	Action: Removal